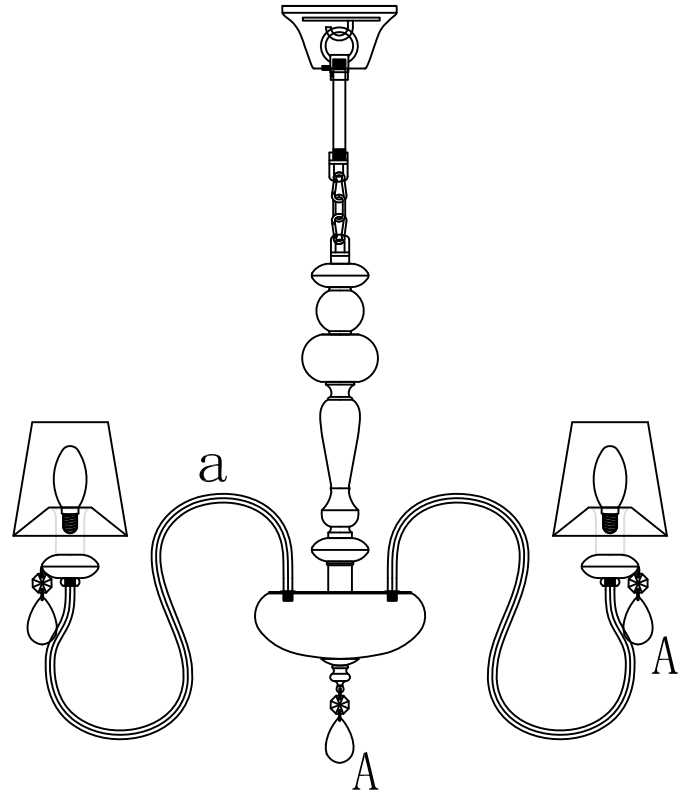
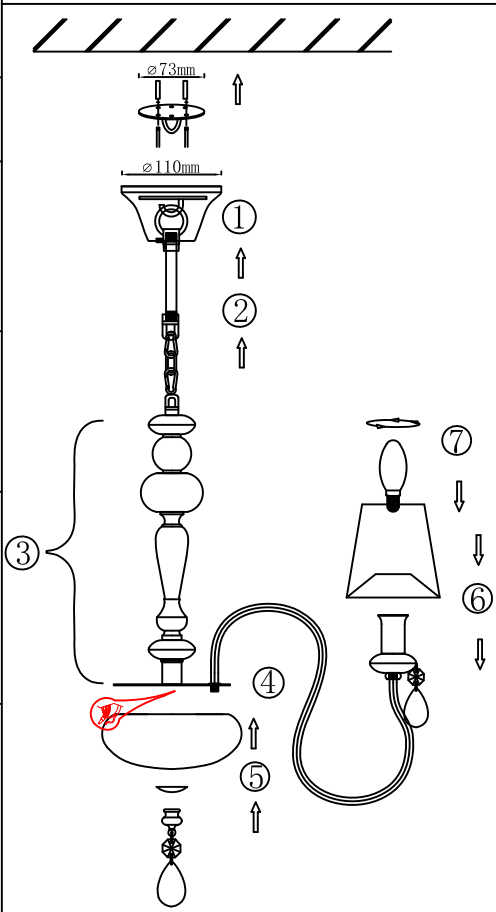
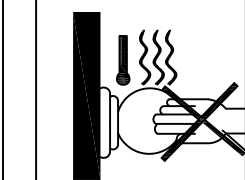
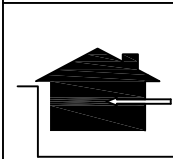
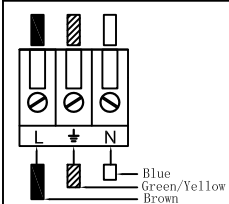
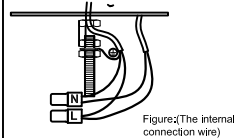
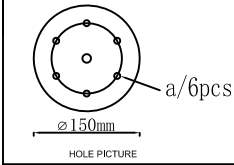

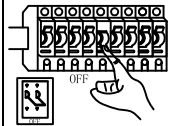
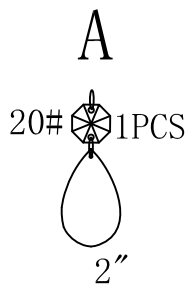


# INSTALLATION INSTRUCTION

## ODEON LIGHT COLLECTION CLASSIC.4723/6



NO	A
PCS	7



### installation instruction for this item:

- 1.Remove the cover and put the lamp on a clean place,then install the lamp;
- 2.The lamp is limited to used 40W bulb;
- 3.Fix the lamp body on the wall with the wooden screw;

### Warning:

- 1.Turn off the main power at the circuit breaker before installing the lamp in order to prevent possible shock;
- 2.Please wear gloves when installing the lamp;
- 3.Don't exceed the rated voltage 230V;
- 4.Don't install on haven't finished wall and loose wood wall;
- 5.Don't use corrosive liquor to clean it,just as acid liquor and alkaline liquor,please use soft cloth;
- 6.The lamp is made of glass,installing carefully.